



MXT 1740

Construction **Telehandler**

#BringTheRevolution

REACH NEW HEIGHTS

Max: Lifting Height - 17.4 m/57 feet, Max: Lifting Capacity - 4T

 **MANITOU**
HANDLING YOUR WORLD

WHAT IS A MANITOU TELEHANDLER ?



True Telehandler with 4 equal wheels



Versatility at its best



**Stuffing & Destuffing
Truck and Containers**
Carry out operations quickly with
Forks without any human
involvement to keep your operation
at site fully safe.

**Place the load
where you want to.**

The MXT 1740 can place loads up to
4 tons at a height of up to 57 feet
with an outreach of up to 44 feet.

Versatility
When matched with one
of our many available
attachments, the MXT
1740 will satisfy your
construction and job
sites handling needs.

Metallic Mudguards
protects you and machine from
dirtiness, dampness, and damage


3-stage telescopic boom
simplified hydraulic system comprising a
single cylinder for telescope function and
is highly reliable and easy to maintain

DESIGNED FOR PERFORMANCE

**A Maneuverable
All-Terrain Machine**

- A Turning circle of just 4.05 meters
- Gradient up to 47%
- Ground clearance of 37 cm

**An ultra-manageable
machine with three
steering modes**



Compact and Safe
Designed to work in compact
spaces.
Safety features that
protects your machine and
operator

MXT 1740
Construction Telehandler

Scoop & dump angle
Allows you to scoop and dump
the loose material in one go without
giving repeated jerks to the machine.

EFFICIENCY AND PRODUCTIVITY GUARANTEED

WORK WITH EASE* & 'LESS-FATIGUE'

We take care of your comfort too! The MXT 1740 cabin has been designed to give maximum comfort to its operator to minimize his fatigue



THE MOST COMFORTABLE WAY TO STAY AHEAD.



Well ergonomically placed levers




Rear camera with Screen for extra safety*



Standard AC for operator comfort

SIMPLE AND EFFICIENT MAINTENANCE

Wide access to engine compartment allows operator to inspect daily checkpoints easily



EASY ACCESSIBILITY FOR MAINTENANCE

The machine has been designed to enable easy access to the various maintenance elements

- Wide opening engine cover
- Brake fluid fill level displayed on the dashboard
- Accessible lubrication points
- Fuel tank and battery isolator switch remain accessible with the engine cover closed

MANITOU
HANDLING YOUR WORLD

STANDARD TELEMATICS -EASY MANAGER

- Now get digital twin of your machine on smartphone with easy manager app.
 - Plan your Manitou fleet better and optimise your business.
- Access live machine information


Easy MANAGER | THE CONNECTED SOLUTION
to improve your productivity.

- | | | | |
|------------------|----------------|---|-------------------------|
| SERVICE | Running Hours | Engine Parameters (Including Fuel Level)* | Schedule Service Alert |
| OPERATION | Machine Status | Machine Utilisation Report | |
| SECURITY | GPS Tracking | Geofencing | Geofencing Curfew alert |



SAFETY

- Hydraulic Cutoff as per load chart with Audio & Video alarm
- Cabin with Level II ROPS/FOPS
- Standard battery Cutoff
- Stabilizers can not be raised until your boom is fully retracted
- Brakes on both axes



*Optional

PRODUCT RANGE OF ATTACHMENTS


Increased Versatility

The Manitou MXT1740 is a genuine tool holder. It come with a large selection of attachments that offer users precisely the kind of versatility needed on a work site. The Manitou fork carriage enables you to change your attachment in just a few seconds.



A Simple and Proven Coupling System

The Manitou fork carriage can easily change your attachment in just a few seconds.



Technical Specifications

Capacities		Metric
Max. capacity @ 500 mm Load Center		4000 kg
Max. lifting height	b3	17.4 m / 57 feet
Platform height		17.4 m / 57 feet
Working Height		19.4 m / 63 feet
Maximum Horizontal Outreach		13.48 m / 44 feet
Weight and dimensions		
Overall length to carriage	l11	6.24 m
Overall width	b1	2.38 m
Overall height	h17	2.59 m
Wheelbase	Y	2.90 m
Ground clearance	m4	0.37 m
Overall cab width	b4	0.85 m
External turning radius (over tyres)	Ws1	4.05 m
Unladen weight (with forks)		11275 kg
Forks length / width / section	l/w/s	1200 mm x 125 mm x 50 mm
Tyre		16/70-20" Tubeless
Performances		
Lifting		14.30 s
Lowering		10.40 s
Extension		25 s
Retraction		14.10 s
Crowd		4.10 s
Dump		4.50 s
Gradeability		47%
Engine		
Engine brand		Kirloskar
Engine norm		BS-IV CEV
Engine model		4R1180TA-HT
Number of cylinders / Capacity of cylinders		4 - 4780 cm³
Power (hp)		74.5 hp
Max. torque		400 Nm @ 1200 rpm
Drawbar pull (Laden)		9720 daN
Transmission		
Transmission type		Torque Converter with Manual Gearbox

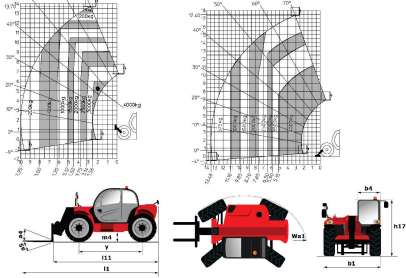
MXT 1740

Number of gear (forward / reverse)	4 / 4
Max. travel speed (may vary according to applicable regulation)	28 km/h
Parking brake	Manual
Service brake	Oil-immersed multi-discs braking on front & rear axles
Hydraulics	Metric
Hydraulic pump type	Gear pump
Hydraulic flow / Pressure	102.50 l/min / 250 bar
Tank capacities	
Hydraulic oil	120 l
Fuel tank	78.50 l
Noise and vibration	
Noise at driving position (LpA)	92 dB(A)
Noise to environment (LwA)	110 dB(A)
Miscellaneous	
Drive/Steering	4 / 4
Safety	Standard EN 15000
Controls	Monolever

Load chart

Machine on tyres with forks - with Metric

Machine on stabilizers with forks Metric





Follow Us @



Effective Date: January, 2022. All dimensions, weights & timings are variable within 1.5%. Company reserves the right to change specifications without prior notice. The illustration do not necessarily show the standard version of the machine. Product specifications & prices are subject to change without notice or obligation. The photographs and/or drawings in this document are for illustrative purposes only. Refer to the appropriate Operator's Manual for instruction on the proper use of this equipment. Failure to follow the appropriate Operator's Manual when using our equipment or to otherwise act irresponsibly may result in serious injury or death. The only warranty applicable to our equipment is the standard written warranty applicable to the particular product & sale & we make no other warranty, express or implied.



Manitou South Asia Pvt. Ltd.

Regd. Office: 1st Floor, Plot No. A-10, Block-B1, Main Mathura Road, Mohan Co-op Indl. Estate, New Delhi - 110044
Tel.: 011- 407 42701 E-mail: info.mind@manitou-group.com Web: www.manitou.com



1800 103 7600

Your dealer:

